

AmazonSmile

What is AmazonSmile?

AmazonSmile is a website operated by Amazon that lets customers enjoy the same wide selection of products, low prices, and convenient shopping features as on Amazon.com. The difference is that when customers shop on AmazonSmile (smile.amazon.com), the AmazonSmile Foundation will donate 0.5% of the price of eligible purchases to the charitable organizations selected by customers.

There is no cost to you! You only have to remember to shop at smile.amazon.com or enable AmazonSmile in your mobile device's app and St. Dominic students benefit! If you already have an Amazon account, simply login with the same information.

Already familiar with AmazonSmile and just need our link?

You can visit <https://smile.amazon.com/ch/31-0538541> to set your charitable organization to St. Dominic.

That link is too long to type! Here is our short URL and our scannable 3D barcode.

You can also visit <https://amzn.to/2Nb2qtY> or our scannable 3D barcode:
These alternative links redirect you to our full AmazonSmile link.



I have the Amazon App on my mobile device. Will that work?

Yes it will! Whether you use Apple or Android, open the Amazon app on your device and find the Settings menu. Within Settings, you should see an option for AmazonSmile. Once selected, follow the instructions to enable it on that device. This needs to be done on each device you use to shop at Amazon. Once completed, it will show what charity you support, your impact from using AmazonSmile along with how much that charity has received. In addition to that, it will show you a renewal date. This is simply to re-enable AmazonSmile on this device and **not** a renewal date of any other Amazon service (ex, if you subscribe to Prime). Once you enroll your device into AmazonSmile, the Amazon icon at the top of the app will update and say AmazonSmile. If that ever changes back to just say Amazon, check your AmazonSmile settings to see if you need to re-enable your device. This is much simpler than remembering that re-enrollment date!

Now you can shop like you always do and St. Dominic will receive a donation at no cost to you! Easy!

I don't want to mess with the app. How do I create a web shortcut on my mobile device?

Apple: Open Safari. Browse to smile.amazon.com. At the bottom, find the Share button (it looks like a box with an arrow pointing up). Scroll to the right until you see the "Add to Home Screen" button. Follow the remaining prompts on your device.

Android: Open Chrome. Browse to smile.amazon.com. Press the "three dots" in the upper right to open the menu. Scroll down to "Add to Home Screen". Follow the remaining prompts on your device.

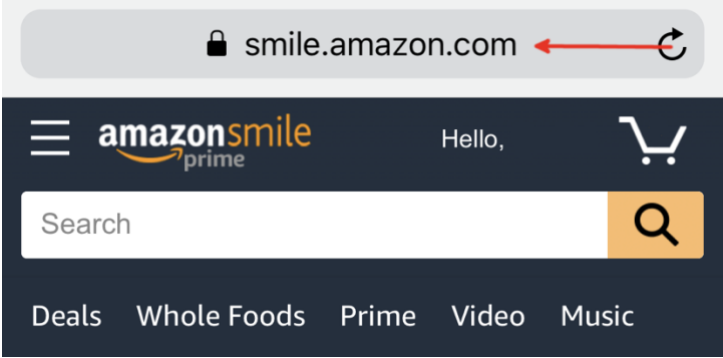

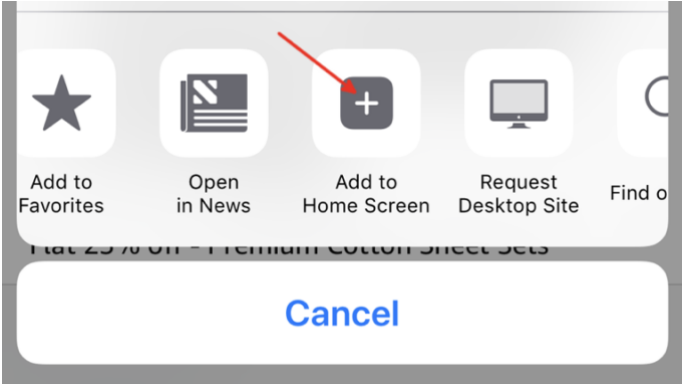
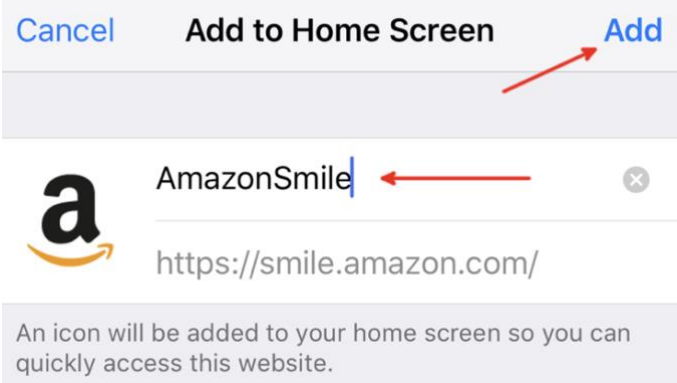

I still have more questions or comments. Who do I contact?


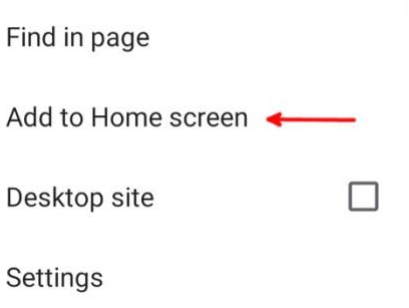

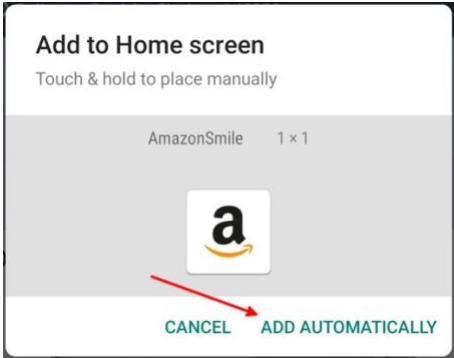

If you have any questions about the program or need assistance getting your account linked, please contact Rachel Lahni (rachel@lahni.com, 513-310-0045).

Thank you for your support!

How do I create home screen shortcuts instead of using the Amazon App?

Instructions for [iOS](#) and [Amazon](#) shortcuts are below.

<p>iOS: Open Safari and browse to smile.amazon.com.</p>	
<p>iOS: At the bottom of the page, select the "Share" icon.</p>	
<p>iOS: Scroll to the right until you see the "Add to Home Screen" option.</p>	
<p>iOS: You can change the name to anything you would like. In the example, it was shortened to "AmazonSmile".</p> <p>When done, hit "Add".</p>	
<p>iOS: You should now have an icon on your home screen that will take you directly to AmazonSmile.</p> <p>Use this in place of your app.</p>	

<p>Android: Open Chrome and browse to smile.amazon.com. Press the “three dots” to open a list of options.</p>	
<p>Android: Scroll to the bottom of those options and locate “Add to Home screen”.</p>	
<p>Android: You can change the name to anything you would like. In the example, it was shortened to “AmazonSmile”.</p> <p>When done, hit “Add”.</p>	
<p>Android: You can touch & hold the icon to place it on your home screen manually. You can also hit “Add automatically” to add the icon as well.</p>	
<p>Android: You should now have an icon on your home screen that will take you directly to AmazonSmile.</p> <p>Use this in place of your app.</p>	

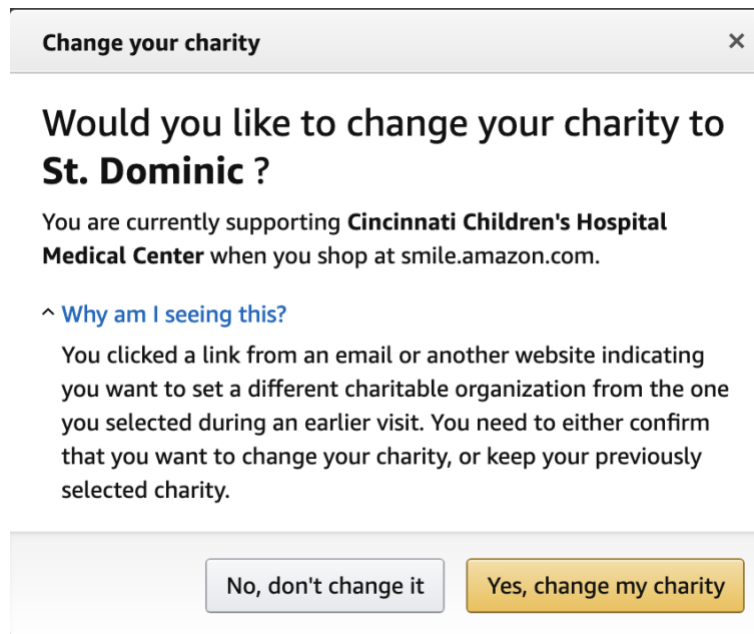
Got it! Show me how to manually update my charitable organization to St. Dominic!

Instructions on how to access AmazonSmile from a [Browser \(PC, Apple, Android\)](#) or [Android App](#) device are below.

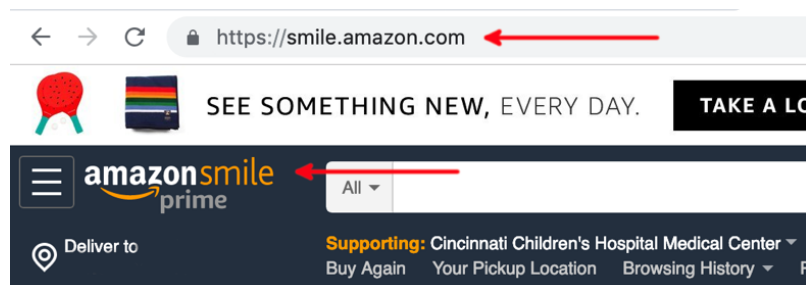
Browser or Apple device

If you used one of our [links above](#), it should automatically change your charity to St. Dominic.

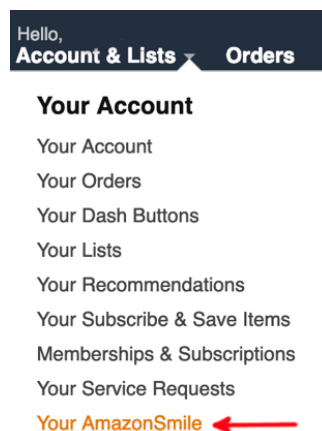
If not or you want to change it manually, please follow the steps below



Visit smile.amazon.com. You will see the AmazonSmile logo at the top.



Click on "Account & Lists" on the right-hand side. This will expand a menu. Browse down and select "Your AmazonSmile".



Click the “Change charity” button.

Your AmazonSmile impact

Your orders that have supported charity

Remember, only purchases at smile.amazon.com (not www.amazon.com or the mobile app) support charity.



Your total orders

6 orders

[Learn more](#)

Every little bit counts

When millions of supporters shop at smile.amazon.com, charitable donations quickly add up.



You have generated

\$1.55

as of February 09, 2019



Your current charity
**Cincinnati Children's Hospital
Medical Center**
has received



Once you generate a donation for this
charity, you'll see the amount they've
received here.



All charities have received

\$105,515,619.04

as of October 2018

The donation amount "you have generated" may take several days to update after your order ships. Additional donations generated as a result of special offers may take several months to update. Donations to charities are issued quarterly.

[Learn more](#)

Your current charity

[Change charity](#)

Cincinnati Children's Hospital Medical Center

Location: Cincinnati, OH

Mission: Cincinnati Children's will improve child health and transform delivery of care through fully integrated, globally recognized research, education and innovation. For patients from our community, the nation and the world, the care we provide will achieve the best: Medical and quality-of-life outcomes Patient and family experience Value today and in the future.

Programs: About Cincinnati Children's

Share your support: [f](#) [t](#)

Charities ask, you order.



Donate gifts from
Charity Lists

You should have 1 search result. Make sure it says St. Dominic in Cincinnati, OH. Hit the **yellow** “Select” button.

Your Account > Change Your Charity > **Search Results**

Choose from almost a million charities, schools, and other nonprofits. We will reach out to the organization you select to ensure it is ready to accept donations from Amazon.

St. Dominic Cincinnati

Search

Showing 1-1 of 1 Results

Sorted by: Relevance

St. Dominic


[About](#)


Cincinnati OH

Select

← Previous **1** Next →

You will see the **green** notification box at the top. You should also see “St. Dominic” set as your current charity on the right.




✓ **You have changed your charity to St. Dominic.** 
Generate donations for your charity by placing orders here, at smile.amazon.com. [Shop now](#)

Your AmazonSmile impact

Your orders that have supported charity


Remember, only purchases at smile.amazon.com (not www.amazon.com or the mobile app) support charity.

**Your total orders**


6 orders
[Learn more](#)

Every little bit counts


When millions of supporters shop at smile.amazon.com, charitable donations quickly add up.

**You have generated**

\$1.55
as of February 09, 2019

**Your current charity**
St. Dominic
has received




Once you generate a donation for this charity, you'll see the amount they've received here.


**All charities have received**

\$105,515,619.04
as of October 2018

Your current charity




[Change charity](#)


St. Dominic 
Location: Cincinnati, OH
Support your favorite charity at no extra cost when you shop at smile.amazon.com.
Share your support:  



From heart to heart

Donate gifts from Charity Lists

When you browse back to smile.amazon.com you should see “Supporting: St. Dominic” at the top.


You are done! Thank you for supporting the St. Dominic Tuition Credit Program!


 <https://smile.amazon.com>





SEE SOMETHING NEW, EVERY DAY.

**amazon**smile
prime

All ▾

 Deliver to

Supporting: St. Dominic 
Buy Again Your Pickup Location Browse

**St. Dominic** [Change](#)
Location: Cincinnati, OH

Rev: 3/1/21

7

Android Amazon App (beta)

If you used one of our [links above](#), it should automatically change your charity to St. Dominic.

If not or you want to change it manually, please follow the steps below



Change Your Charity

You are currently supporting **Cincinnati Children's Hospital Medical Center**.

Would you like to change your charity to **St. Dominic**?

Yes, change my charity

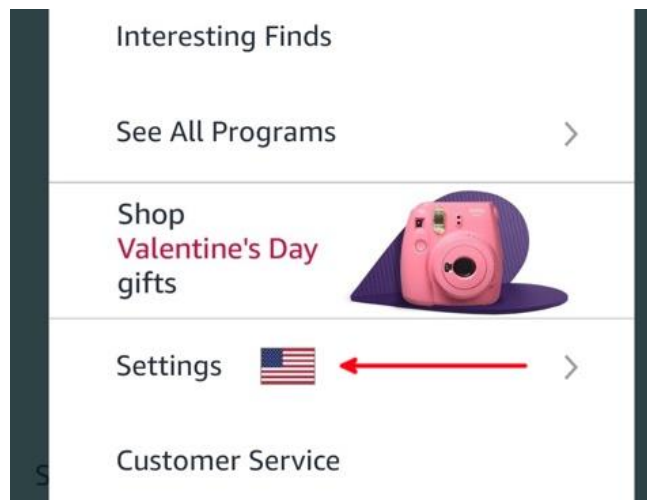
No, don't change my charity

You are seeing this because you clicked a link from an email or another website indicating you want to set a new charitable organization different from the one you selected during an earlier visit.

Open your Amazon App on your Android device. Select the three dashes in the upper left corner.



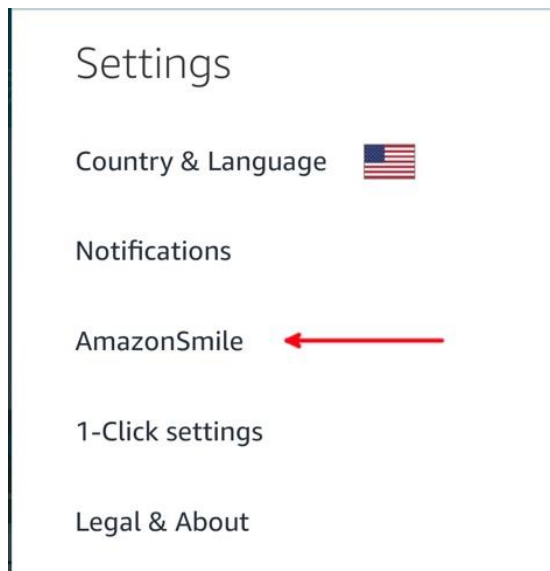
Scroll the very bottom of the menu and find "Settings".



Within “Settings”, you should see “AmazonSmile”.

If you don’t, make sure you have the newest version of the Amazon App installed on your device.

If it still isn’t there, you will need to use the [browser method](#) explained in the previous section.

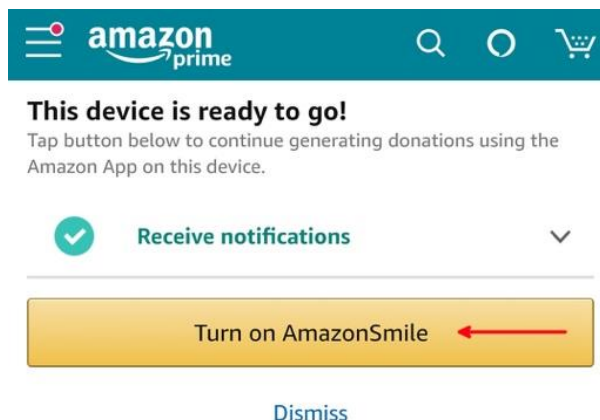


Your AmazonSmile is likely turned off by default. Select the [yellow](#) “Turn on AmazonSmile” button.

If AmazonSmile is already turned on, you will see a [Change](#) button that will be described a few steps below.

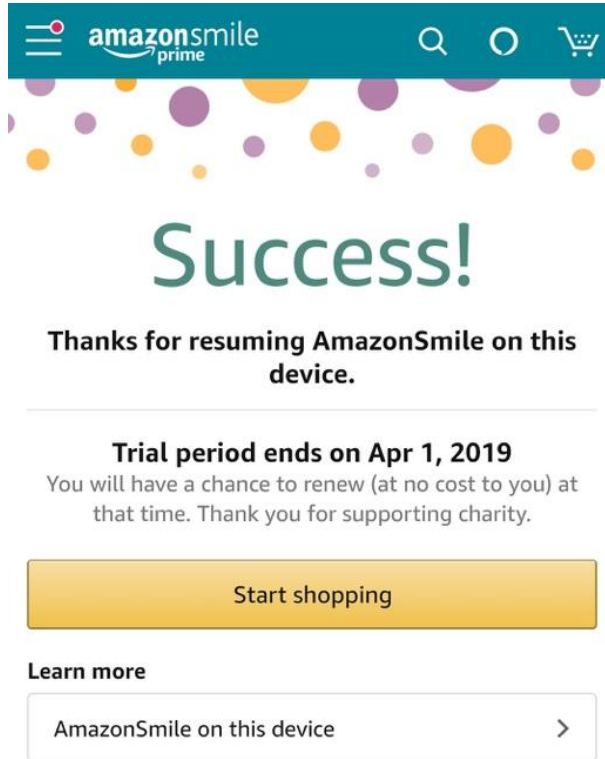


Select the [yellow](#) “Turn on AmazonSmile” button again to confirm the change.



AmazonSmile is now enabled on this device. Now we have to update your charitable organization to St. Dominic.

Notice that using this method will require to remember to renew AmazonSmile on this device. This is why a [home screen shortcut](#) is recommended.

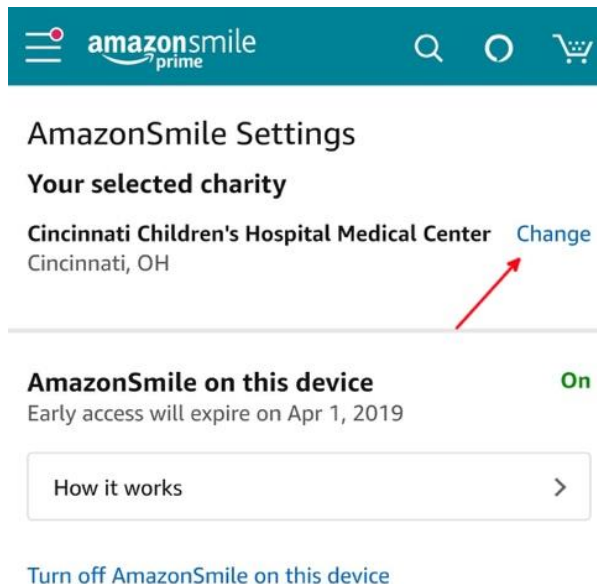


Notice how the Amazon icon now says AmazonSmile.

Press the three dashes again, navigate to Settings, then AmazonSmile like in the previous steps.



Now that AmazonSmile is enabled, you can "Change" your charitable organization.




Type "St. Dominic Cincinnati" in the search box and then hit Enter.

amazon

prime


Currently supporting:
Cincinnati Children's Hospital Medical Center

Choose a spotlight charity or
[search all charitable organizations](#)

 Susan G. Komen


▼

Select

 ASPCA


▼

Select

 American Red Cross


▼

Select

 Alzheimer's Association

▼

Select

 World Wildlife Fund

▼

Select

Find a different charitable organization

St. Dominic Cincinnati

↔

Search

You should have 1 search result. Make sure it says St. Dominic in Cincinnati, OH. Hit the yellow "Select" button.

amazon

prime

Change Your Charity

Currently supporting:
Cincinnati Children's Hospital Medical Center

St. Dominic Cincinnati

Search

Showing 1 - 1 of 1 Results

St. Dominic Cincinnati, OH

▼

Select

TOP OF PAGE

You should see “St. Dominic” as
“Your selected charity”.

You are done! Thank you for
supporting the St. Dominic Tuition
Credit Program!

amazonsmile
prime

AmazonSmile Settings

Your selected charity

Your purchases will now benefit:

St. Dominic ← [Change](#)
Cincinnati, OH

AmazonSmile on this device **On**
Early access will expire on Apr 1, 2019

[How it works](#) >

[Turn off AmazonSmile on this device](#)